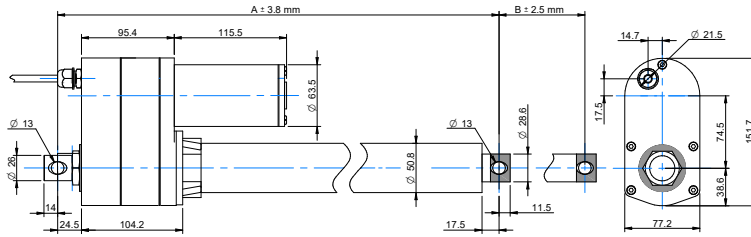


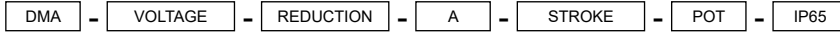
DRAWING (mm)



PHOTO



MODEL NO. DESIGNATION



Example: DMA-12-20-A-305-POT-IP65

OPTIONS MOUNTING BRACKET



C = customizations are offered on demand even for smaller quantities. Typical customizations are indicated with a green dot at column end. Please contact us for any customization request.

ACTUATOR DATA C

Reduction		10	20	40				
Voltage	V	12   24	12   24	12   24				
Current at nominal dynamic load	A	18   9	13   6.5	11   5.5				
Nominal dynamic load	N	1500	2500	3500				
Max. static load	N	4500	4500	4500				
Speed at nominal dynamic load	mm/s	27	14	7.4				
Speed at no load	mm/s	34	17	8.4				

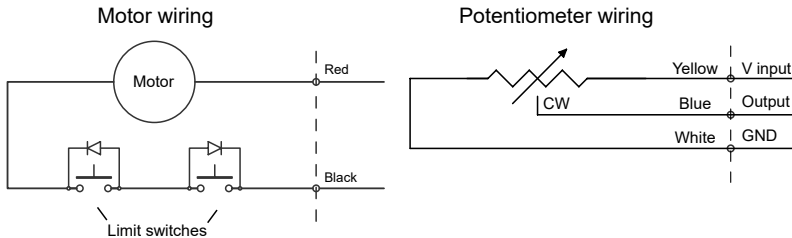
ACTUATOR STROKE DATA C

Stroke length B	mm	102	153	203	305	457	610	
Retracted length A	mm	302	353	404	505	708	861	
Feedback	Ω/mm	100	67	50	33	22	17	
Life time number single strokes		39000	26000	20000	13000	8700	6500	
Weight	kg	4.3	4.6	4.9	5.4	6.2	7.8	

ACTUATOR FEATURES C

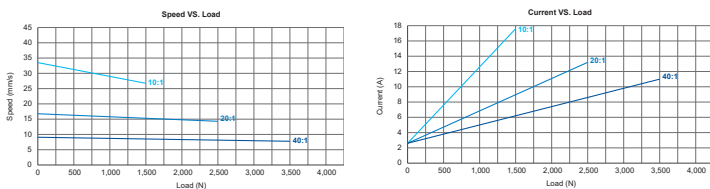
Type	Electric linear actuator		
Motor type	Brush PM DC motor		
Cable type	Flying wire (3+2 wires) ●		
Cable length	mm	250	●
Voltage	V	12   24	●
Screw type	ACME		
Noise level	dB(A)	≤ 70	
Life time	4 million mm total stroke		
Limit switches	No		
Overload protection	By clutch		
Direction movement	By reversing voltage polarity		
Stroke tolerance	mm	± 2.5	
Duty cycle	%	25	
Max. duty operational time	s	120 nominal dynamic load	
IP rating	IP65		
Insulation class	F		
Max. motor winding temp.	°C	155	
EMC	EN55014 IEC61000		
Gear box	Metal spur gears		
Gear box material	Aluminum alloy		
Rod and house material	Steel 12L14 STKM11A		
Feedback	Potentiometer		
Operating and storage temperature	°C	-26 to 65	●
Manufacturing quality standards	ISO 9001:2008		
General actuator tolerance	%	± 15	

WIRING DIAGRAMS



	Red	Black
Extend	+	-
Retract	-	+

MOTOR GRAPHS 12 V



MOTOR GRAPHS 24 V

